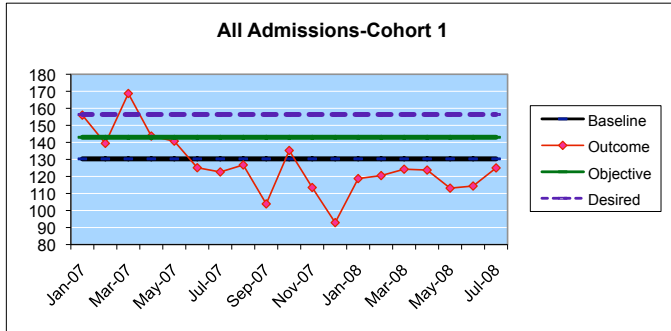


Admissions-All

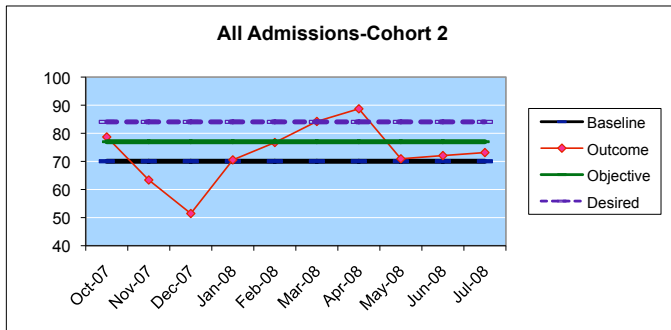
Cohort 1

Month	Jan-07	Feb-07	Mar-07	Apr-07	May-07	Jun-07	Jul-07	Aug-07	Sep-07	Oct-07	Nov-07	Dec-07	Jan-08	Feb-08	Mar-08	Apr-08	May-08	Jun-08	Jul-08	
Baseline	130.32	130.32	130.32	130.32	130.32	130.32	130.32	130.32	130.32	130.32	130.32	130.32	130.32	130.32	130.32	130.32	130.32	130.32	130.32	130.32
Outcome	156.00	139.43	168.71	143.71	140.71	125.13	122.63	126.75	103.88	135.25	113.50	92.88	118.75	120.50	124.25	123.75	113.13	114.38	125.00	
Objective	143	143	143	143	143	143	143	143	143	143	143	143	143	143	143	143	143	143	143	143
Desired	156.384	156.384	156.384	156.384	156.384	156.384	156.384	156.384	156.384	156.384	156.384	156.384	156.384	156.384	156.384	156.384	156.384	156.384	156.384	156.384



Cohort 2

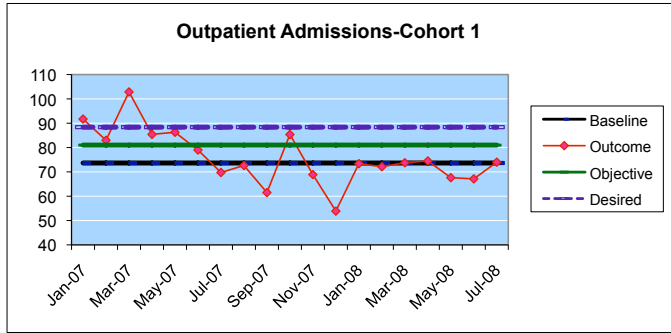
Month	Oct-07	Nov-07	Dec-07	Jan-08	Feb-08	Mar-08	Apr-08	May-08	Jun-08	Jul-08
Baseline	70.05	70.05	70.05	70.05	70.05	70.05	70.05	70.05	70.05	70.05
Outcome	78.69	63.38	51.46	70.54	76.71	84.21	88.71	70.93	72.07	73.14
Objective	77	77	77	77	77	77	77	77	77	77
Desired	84.06	84.06	84.06	84.06	84.06	84.06	84.06	84.06	84.06	84.06



Admissions-Outpatient

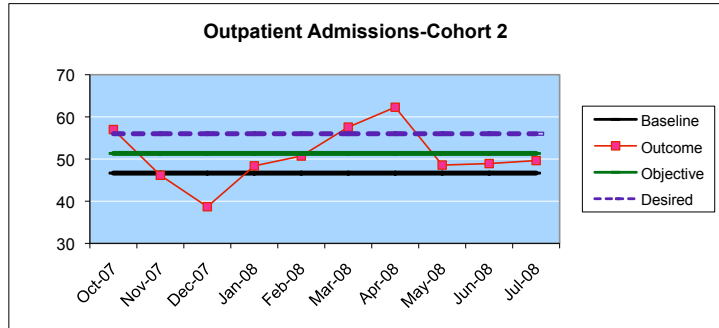
Cohort 1

Month	Jan-07	Feb-07	Mar-07	Apr-07	May-07	Jun-07	Jul-07	Aug-07	Sep-07	Oct-07	Nov-07	Dec-07	Jan-08	Feb-08	Mar-08	Apr-08	May-08	Jun-08	Jul-08	
Baseline	73.65	73.65	73.65	73.65	73.65	73.65	73.65	73.65	73.65	73.65	73.65	73.65	73.65	73.65	73.65	73.65	73.65	73.65	73.65	73.65
Outcome	91.71	83.00	102.86	85.43	86.29	79.00	69.75	72.63	61.50	85.38	68.88	53.88	73.38	72.13	73.75	74.50	67.63	67.13	74.00	
Objective	81.015	81.015	81.015	81.015	81.015	81.015	81.015	81.015	81.015	81.015	81.015	81.015	81.015	81.015	81.015	81.015	81.015	81.015	81.015	81.015
Desired	88.38	88.38	88.38	88.38	88.38	88.38	88.38	88.38	88.38	88.38	88.38	88.38	88.38	88.38	88.38	88.38	88.38	88.38	88.38	88.38



Cohort 2

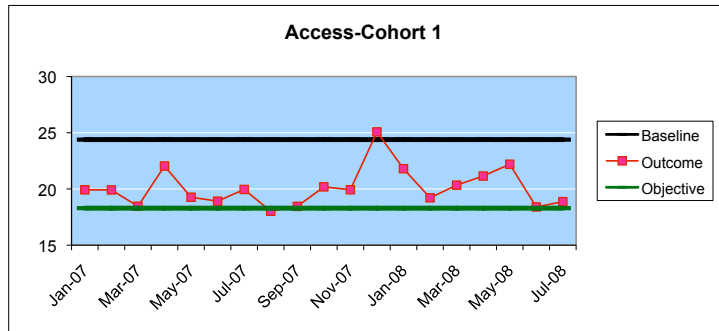
Month	Oct-07	Nov-07	Dec-07	Jan-08	Feb-08	Mar-08	Apr-08	May-08	Jun-08	Jul-08
Baseline	46.67	46.67	46.67	46.67	46.67	46.67	46.67	46.67	46.67	46.67
Outcome	57.00	46.15	38.69	48.38	50.71	57.57	62.29	48.57	48.93	49.64
Objective	51.337	51.337	51.337	51.337	51.337	51.337	51.337	51.337	51.337	51.337
Desired	56.004	56.004	56.004	56.004	56.004	56.004	56.004	56.004	56.004	56.004



Access

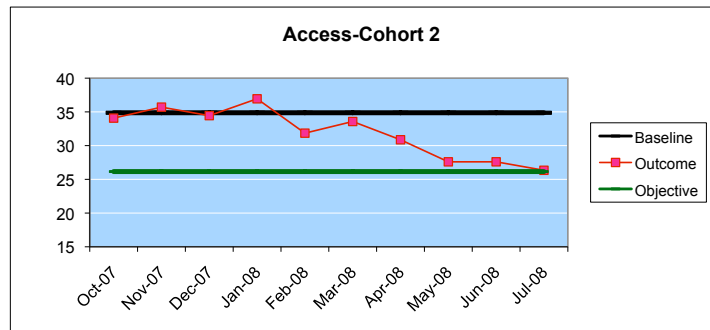
Cohort 1

Month	Jan-07	Feb-07	Mar-07	Apr-07	May-07	Jun-07	Jul-07	Aug-07	Sep-07	Oct-07	Nov-07	Dec-07	Jan-08	Feb-08	Mar-08	Apr-08	May-08	Jun-08	Jul-08	
Baseline	24.39	24.39	24.39	24.39	24.39	24.39	24.39	24.39	24.39	24.39	24.39	24.39	24.39	24.39	24.39	24.39	24.39	24.39	24.39	24.39
Outcome	19.93	19.91	18.46	22.04	19.26	18.91	19.96	18.02	18.45	20.18	19.93	25.07	21.80	19.21	20.34	21.15	22.20	18.40	18.87	18.87
Objective	18.29	18.29	18.29	18.29	18.29	18.29	18.29	18.29	18.29	18.29	18.29	18.29	18.29	18.29	18.29	18.29	18.29	18.29	18.29	18.29



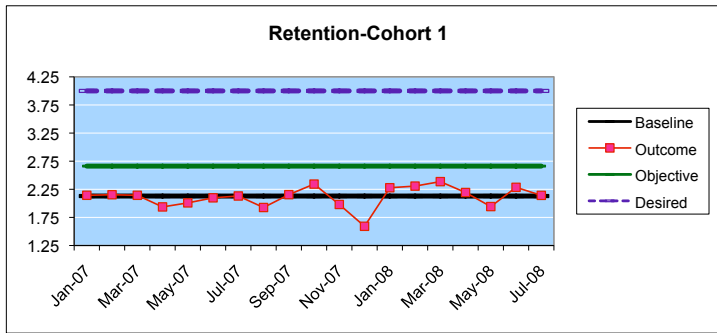
Cohort 2

Month	Oct-07	Nov-07	Dec-07	Jan-08	Feb-08	Mar-08	Apr-08	May-08	Jun-08	Jul-08
Baseline	34.87	34.87	34.87	34.87	34.87	34.87	34.87	34.87	34.87	34.87
Outcome	34.08	35.70	34.44	36.94	31.85	33.57	30.87	27.60	27.60	26.34
Objective	26.15	26.15	26.15	26.15	26.15	26.15	26.15	26.15	26.15	26.15



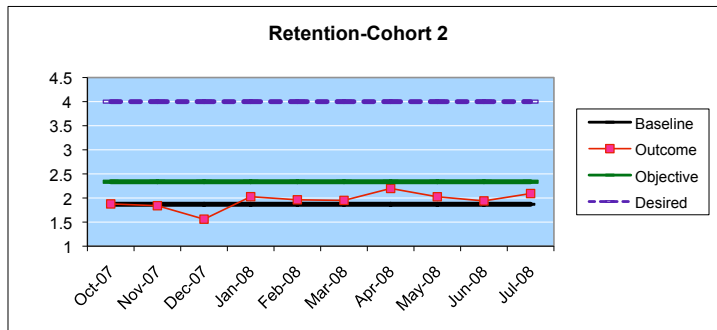
**Retention
Cohort 1**

Month	Jan-07	Feb-07	Mar-07	Apr-07	May-07	Jun-07	Jul-07	Aug-07	Sep-07	Oct-07	Nov-07	Dec-07	Jan-08	Feb-08	Mar-08	Apr-08	May-08	Jun-08	Jul-08
Baseline	2.13	2.13	2.13	2.13	2.13	2.13	2.13	2.13	2.13	2.13	2.13	2.13	2.13	2.13	2.13	2.13	2.13	2.13	2.13
Outcome	2.14	2.15	2.14	1.94	2.01	2.10	2.13	1.93	2.15	2.34	1.98	1.59	2.28	2.31	2.39	2.19	1.94	2.28	2.14
Objective	2.66	2.66	2.66	2.66	2.66	2.66	2.66	2.66	2.66	2.66	2.66	2.66	2.66	2.66	2.66	2.66	2.66	2.66	2.66
Desired	4	4	4	4	4	4	4	4	4	4	4	4	4	4	4	4	4	4	4



Cohort 2

Month	Oct-07	Nov-07	Dec-07	Jan-08	Feb-08	Mar-08	Apr-08	May-08	Jun-08	Jul-08
Baseline	1.87	1.87	1.87	1.87	1.87	1.87	1.87	1.87	1.87	1.87
Outcome	1.88	1.84	1.56	2.03	1.96	1.95	2.20	2.03	1.94	2.09
Objective	2.34	2.34	2.34	2.34	2.34	2.34	2.34	2.34	2.34	2.34
Desired	4	4	4	4	4	4	4	4	4	4



COHORT 1 OUTCOMES

All Measures

Measure	Jan-07	Feb-07	Mar-07	Apr-07	May-07	Jun-07	Jul-07	Aug-07	Sep-07	Oct-07	Nov-07	Dec-07	Jan-08	Feb-08	Mar-08	Apr-08	May-08	Jun-08	Jul-08
Admissions-All	156.00	139.43	168.71	143.71	140.71	125.13	122.63	126.75	103.88	135.25	113.50	92.88	118.75	120.50	124.25	123.75	113.13	114.38	125.00
Admissions-OP	91.71	83.00	102.86	85.43	86.29	79.00	69.75	72.63	61.50	85.38	68.88	53.88	73.38	72.13	73.75	74.50	67.63	67.13	74.00
Access (x 5)	99.63	99.56	92.30	110.20	96.31	94.57	99.79	90.10	92.24	100.92	99.66	125.37	109.00	96.06	101.69	105.75	110.99	92.01	94.36
Retention (x 20)	42.87	43.06	42.86	38.73	40.17	41.96	42.62	38.52	43.09	46.85	39.60	31.83	45.55	46.14	47.73	43.86	38.85	45.70	42.84

